

XXIV. *Notes on some Central and South American Erycinidæ, with descriptions of new species.* By
FREDERICK DU CANE GODMAN, D.C.L., F.R.S., etc.

[Read October 7th, 1903.]

PLATES XX, XXI, XXII, AND XXIII.

THIS paper includes descriptions of various South American *Erycinidæ* that have been accumulating for many years in my collection. The opportunity is also taken to correct certain synonymy, and of figuring a few forms of which one sex only was previously known, or which had been figured from specimens in bad condition.

Mr. Schaus [Proc. U.S. Nat. Mus. xxiv, pp. 397-406 (1902)] has recently described twenty-six species of this group from Central or South America. One of these (*Eurygona tarinta*) I had already characterized in MS., and a figure of this insect and three others are added in the accompanying plates.

MESOSEMIA PHACE, sp. n. (Plate XX, fig. 1, ♂.)

♂. Alis nigro-fuscis, anticis ocello nigro ad cellulæ finem albo tripunctato, lineis quatuor transversis, una ad basin, secunda et tertia ultra eam ocellum includentibus, quarta arcuata latiore a costa ante apicem ad angulum analem extendente, viridibus (aut cæruleis); posticis lineis angustis septem transversis coloris ejusdem; subtus griseis, anticis ocello ut supra sed linea ochracea circumcincta, lineis undulatis fuscis per alarum medium, altera latiore margini exteriori propiore; posticis lineis angustis variis undulatis coloris ejusdem, anticis et posticis macula in medio marginis externi nigra, illa in posticis multo majore.

Hab. BRITISH GUIANA, Roraima, Quonga (*Whitely*).

Four specimens from Guiana, all males, three from Roraima and one from Quonga. The stripes crossing the wings seen in certain lights are of an emerald green colour, while in other positions they are of a dark blue. Allied to *M. bella*, Sharpe, but may be distinguished by having more transverse bands on the upper side.

TRANS. ENT. SOC. LOND. 1903.—PART IV. (DEC.)

MESOSEMIA THERA, sp. n. (Plate XX, fig. 2, ♂.)

♂. Alis nigro-fuscis, anticis oculo indistincto ad cellulae finem nigro, albo-punctato, fasciis tribus submarginalibus communibus exteriori angustissima, costa anticarum et ad alarum basin caeruleis; subtus griseo-fuscis, anticis oculo sicut supra, sed punctis tribus albis notatis et lineis obscurioribus incertis circumcinctis, fascia lata submarginali coloris ejusdem; posticis lineis angustis undulatis variis fuscis, puncto nigro in cellula ornatis.

Hab. BRAZIL, Chapada (*H. H. Smith*).

A single male much resembling *M. orbona* described below. It may, however, be readily distinguished from that species by the ocellus in the primaries being smaller and less conspicuous; the blue stripes, too, on both wings are much narrower.

MESOSEMIA ORBONA, sp. n. (Plate XX, fig. 3, ♂.)

♂. Alis nigro-fuscis, anticis oculo magno ad cellulae finem nigro albo-pupillato et caeruleo circumcincto, fasciis duabus communibus submarginalibus, tertia prope basin (in posticis angustissima) et ad basin ipsam caeruleis; subtus griseo-fuscis, anticis oculo sicut supra sed albo-tripunctato, lineis duabus obscurioribus circumcinctis, fascia latiore margini propiore coloris ejusdem; posticis lineis variis angustis undulatis (marginem versus latioribus) obscuris, puncto in cellula nigro.

Hab. SURINAM, Paramaribo (*ex Semper*).

Dr. Semper sent us some years ago a single male example of this species in bad condition, under the name of *M. ephyne*, Cram., but it does not agree with the figure of that insect. It is not very unlike the Colombian *M. thetis*, G. and S., but the arrangement of the bands is different, those towards the outer margins especially being much wider and of a brighter colour. *M. orbona* also resembles *M. bella*, Sharpe, from Brazil, but the blue at the base of the wings on the upper-side is interrupted by a dark transverse band, and it is likewise different beneath.

CREMNA MALIS, sp. n. (Plate XX, fig. 4, ♂.)

♂. Alis fuscis maculis albis transversis notatis, anticis exterioribus lunulatis; posticis maculis submarginalibus valde angulatis, aliis irregularibus interioribus albis, inter lineas et in margine exteriori

squamis cæruleo-griseis indutis; subtus pallidioribus, colore albo magis extenso et dimidio basali maculis nigro-limbatis.

Hab. W. COLOMBIA, San Pablo, Rio San Juan (*ex Staudinger*).

Very like *C. beltiana*, Bates, from North Brazil (of which the female only is known), but the white spots on the upper-side are much smaller, the marginal ones being obsolete; and the posterior wings towards the anal angle are clothed with bluish-grey scales, which show a tendency to form a band between the two submarginal white lines.

HYPHILARIA ORSEDICE, sp. n. (Plate XX, fig. 5, ♀.)

♀. Alis pallide flavis, anticis costa et triente distali fuscis, linea submarginali ad costam in maculas fracta, ad angulum analem angustissima, notata; posticis margine externo late fusco, lineis duabus (exteriore angustissima) pallide flavis; subtus sicut supra sed anticis prope marginem externum maculis variis quoque flavis notatis.

Hab. VENEZUELA (*Mus. Brit.*); BRITISH GUIANA, Roraima (*Whitely*).

Similar to *H. nicias* (Stoll), but without the transverse bands crossing the wings at the end of the cell. Two specimens in our collection and one in the British Museum.

EURYGONA AURANTIACA.

Eurygona elmira, Hew., Ent. Monthly Mag. vi, p. 226 (1870).

In the "Biologia" we omitted to note that Hewitson had described *E. aurantiaca*, Godm. and Salv., under the name of *E. elmira*; the former, however, has two years' priority.

EURYGONA LICINIA, sp. n. (Plate XX, fig. 6, ♀.)

♀. Alis fuscis, posticis litura magna alba rotundata prope marginem externum ad angulum analem extendente; subtus griseis, posticis dimidio distali fere albo, linea communi a costa anticarum ultra cellulam ad medium marginis interni extendente ferruginea, ultra eam in anticis fascia transversa obscura, posticis macula ad medium marginis externi, aliisque minutis angulum analem versus, margine externo ipso flavo limbato.

Hab. BRITISH GUIANA, Roraima (*Whitely*).

On the under-side this insect closely resembles the corresponding sex of *E. mys*, H. S., but the large white patch

occupying nearly half the upper-side of the secondaries at once separates it from that species. I have a very long series of both sexes of *E. mys*, but none of them show any white on the upper-side. *E. effinia*, Hew., from Ecuador, somewhat resembles *E. livinia* above, but is quite different beneath. One specimen.

EURYGONA AUTHE, sp. n. (Plate XX, fig. 7, ♂.)

♂. Alis fuscis, anticis litura magna infra cellulam ad marginem internum extendente rufo-aurantia, hinc ad basin ferruginea; posticis fere eodem modo notatis, sed litura aurantia ultra (nec infra) cellulam posita; subtus pallide fuscis, fascia communi a cellula anticarum ad marginem internum prope angulum analem posticarum extendente alba, intus linea fusca limbata; posticis punctis in serie submarginali nigris albo circumcinctis, illo in medio maximo.

Hab. BRAZIL, Chapada (*H. H. Smith*).

Very like *E. cubule*, Feld., from Central America, but with the orange colour on the secondaries not extending to the outer margin. On the under-side, too, there is a broad white transverse band nearly crossing both wings.

EURYGONA RHODOGYNE, sp. n. (Plate XX, figs. 8, ♂; 9, ♀.)

♂. Alis nigro-fuscis cæruleo tinctis, anticis fascia obliqua prope costam ultra cellulam fere ad medium marginis externi extendente rufo-aurantiaca; subtus rufo-griseis, fascia ferruginea communi a costa anticarum ultra cellulam ad medium marginis interni posticarum extensa, altera sinuata (in anticis fere obsoleta) exteriori, anticis margine interno grisescentiore; posticis ocello parvo, extus albo notato, in medio marginis externi, aliisque minimis in serie angulum analem versus.

♀. Majore et multo pallidiore, fascia anticarum multo latiore.

Hab. COLOMBIA (*Wheeler*).

One pair, not very unlike *E. euhemerus*, Hew., from the Amazons, of which the female only has been described; it differs, however, in having the band on the primaries longer and less graduate, and in the female reaching the costal margin; the markings, too, on the under-side are more distinct. The blue colour on the upper surface is only visible in certain lights, and is entirely wanting in the female. Of *E. euhemerus* I have two females obtained by Bates at Para.

EURYGONA TARINTA. (Plate XX, fig. 10, ♂.)

Eurygona tarinta, Schaus, Proc. U. S. Nat. Mus. xxiv,
p. 398 (1902).

Hab. COLOMBIA.

I now have three males of this species, two sent by Dr. Staudinger and one by Wheeler, the latter being labelled as coming from the neighbourhood of Bogota. It is allied to *E. eupepla*, G. and S.,* but differs in having the blue lustre on the upper-side brighter and on the primaries confined to the outer half. This colour is seen only when the insect is held in a certain light. The female is probably of a pale fuscous colour with a broad white band crossing both wings, as in *E. eupepla*.

EURYGONA FABIA, sp. n. (Plate XX, fig. 11, ♂.)

♂. *E. tarinta* similis sed dimidio anticarum et margine externo posticarum purpurascenioribus; subtus magis ferrugineis, fascia externa fere obsoleta, posticis ocello ultra lineam albam absente.

Hab. E. PERU, Pebas (*ex Staudinger*), Sarayacu (*Buckley*).

Of this insect I have three males, and have seen others from San Paulo in the late Dr. Staudinger's collection. *E. fabia* is a very close ally of *E. eupepla*, from which it differs in having the blue of the fore-wing less extended, and on the under-side it is of a more ferruginous colour, the ocellus of the hind-wing, too, is not edged with white externally.

MESENOPSIS PULCHELLA, sp. n. (Plate XX, fig. 12, ♀.)

♀. Alis nigris, litura lata mediana a basi extensa (ultra cellulam albo-terminata) rufo-aurantia; posticis quoque litura mediana a basi fere ad marginem externum extendente; subtus sicut supra sed ciliis ad angulum analem posticarum albis; corpore supra nigro; palpis et pedibus ochraceis; capite, collo et ad abdominis basin aurantiaci.

Hab. AMAZONS, Massauary (*ex Staudinger*).

A very close ally of *M. melanochlora*, G. and S., from Central America, but differs from it in having the broad

* Mr. Schaus quotes this insect under the name of *E. eupiola*, Hew. This is doubtless an error, as Hewitson described no such species.

median streak on the primaries less extended outwardly and in being white beyond the cell; the streak on the secondaries, too, does not reach the outer margin. One specimen.

CHAMÆLIMNAS PANSA, sp. n. (Plate XX, fig. 13, ♂.)

♂. Alis nigrescentibus, anticis fascia angusta obliqua a vena subcostali vix ad marginem externum prope angulum analem extendente pallide flava; subtus sicut supra, sed anticis margine interno paulo pallidiore; collo flavo.

Hab. BRAZIL, Chapada (*H. H. Smith*).

I have five males of this insect from Chapada and a bad specimen from Semper's collection. The species is very like Felder's figure of *C. tircis*, from Bahia, but the transverse band of the primaries extends almost across the wing. From the Amazonian *C. iavis*, Bates, it differs in having a longer and paler band on the primaries.

CHAMÆLIMNAS JOVIANA. (Plate XX, fig. 14, ♂.)

Chamælimnas joviana, Schaus, Proc. U. S. Nat. Mus. xxiv, p. 401 (1902).

Of this species, which I take the opportunity of figuring, I have numerous specimens from both Bolivia and Brazil; some of these were sent by Staudinger under the name of *Isapis joviana*. *C. similis*, Schaus, which occurs with *C. joviana* at the same locality (Bueyes in Bolivia), appears to be only an extreme form of it, with the orange band on the secondaries obsolete. Mr. Schaus's types of both insects were from Peru.

SISEME PEDIAS, sp. n. (Plate XXI, fig. 1, ♂.)

♂. Alis nigro-fuscis, fascia communi in cellula anticarum angulum analem posticarum versus (sed non attingente) extensa alba, altera ultra eam cærulea; posticis plaga aurantia ad angulum analem; subtus fere ut supra, sed colore cæruleo, præsertim in anticis multo latiore et ad basin regionis costalis extenso.

Hab. COLOMBIA (*Wheeler*).

This species differs from all others known to me belonging to the genus in having the outer blue band crossing both wings. It is somewhat faintly shown on the upper-side, but beneath, especially on the primaries, it is very brilliant, and occupies the space beyond the white band, extending nearly to the outer margin.

RIODINA (?) THEODORA, sp. n. (Plate XXI, figs. 2, ♂; 3, ♀.)

♂ Alis fuscis, anticis macula (interdum duabus) in cellula et fascia transversa subapicali albidis aut flavescens, duabus infra cellulae finem, aliis duabus subquadratis in margine externo ochraceis; posticis fascia interrupta a costa prope apicem ad marginem internum extendente, maculis duabus prope marginem externum, ochraceis; subtus fere ut supra, sed maculis anticarum majoribus; posticis fascia transversa pallidior et magis distincta, maculis marginalibus absentibus; ciliis anticarum fuscis et albis; capite et collo ferrugineis.

♀. Mari similis, sed maculis duabus infra cellulam anticarum et fascia transversa posticarum obsoletis; subtus posticis immaculatis.

Hab. BRAZIL, Chapada (*H. H. Smith*).

This and the following species probably do not properly belong to the genus *Riodina*, but they can be included in it for the present; both have much longer palpi than the type of *Riodina*—*R. lysippus* (Linn.). *R. luctus*, Berg, and *R. lysistratus*, Burm., too, may have to be removed from it. Three specimens.

RIODINA (?) ALBOFASCIATA, sp. n. (Plate XXI, fig. 4, ♂.)

♂. Alis fuscis, anticis macula ad cellulae finem, altera majore transversa apicem versus, tertia (interdum quarta) infra cellulae finem, albidis; posticis fascia venis interrupta, a costa prope apicem ad cellulae finem extendente, alba; subtus fere ut supra, sed fascia communi venis divisa a costa anticarum ad marginem internum posticarum extendente alba; collo aurantio; ciliis anticarum albis.

♀. Mari similis, sed posticis fascia alba obsoleta.

Hab. ARGENTINE REPUBLIC, Corrientes (*Perrons*), Cordoba (*Berg, in Mus. Brit.*); PARAGUAY (*Coll. Crowley, in Mus. Brit.*).

I have long had numerous males of this peculiar species, but have hitherto been unable to identify them. There are specimens of it from Cordoba and also from Paraguay in the British Museum; the former have the common white band beneath broader than it is in our examples. *R. albofasciata* is undoubtedly a close ally of *R. theodora*, but is much smaller and differently marked.

ANTEROS CARUS, sp. n. (Plate XXI, fig. 5, ♂.)

♂. Alis fusco-nigris, anticis ad basin et posticis (nisi apicem versus) pilis caeruleis indutis, anticis maculis duabus, una ad cellulae finem,

altera margini exteriori propiore, albo-hyalinis; posticis punctis apicem versus fere obsolete coloris ejusdem; subtus late castaneis, anticis flavo, albo et fusco maculatis, posticis disco griseo irroratis, basin versus et ad angulum analem flavo maculatis, fascia communi angusta submarginali strigis et maculis variis interioribus metallicis; ciliis alterne flavis et fuscis; cruribus pallide castaneis.

Hab. COLOMBIA, Bogota (*Wheeler*); BOLIVIA, Tanampaya (*Garlepp*).

Dr. Staudinger sent me some years ago two specimens of this species from Bolivia under the MS. name of *A. carus*, and I have two others from Colombia in my collection, all males. The Bolivian insects differ from the others in having a minute additional hyaline longitudinal spot on the primaries beyond the cell, and the castaneous colour on the under-side perhaps less extended. *A. carus* is a close ally of *A. carausius*, Westw., with which it is confused in the Hewitson collection, but the markings of the under-side are very different, as will be seen from the figure here given. *A. principalis*, Hopff., from Peru, is unknown to me, but the description does not agree with the present insect.

EMESIS EURYDICE, sp. n. (Plate XXI, figs. 6, ♂: 7, ♀.)

♂. Alis glauco-cinereis, dimidio basali lineolis transversis nigris irregulariter notatis, fasciis duabus exterioribus (præsertim in anticis) fere obsolete; subtus late rufo-ferrugineis, lineolis nigris sicut in pagina superiore, marginibus externis late nigro-fuscis.

♀. Mari similis, sed majore et pallidior, lineolis magis undulatis, anticis plaga magna prope apicem, altera parva ad apicem ipsum, albis; subtus dimidio basali anticarum et posticarum ochraceo, aliter fere ut supra.

Hab. ECUADOR, Sarayacu (*Buckley*).

This is a form of *E. fastidiosa*, Mén., but the male differs in having the ground colour of the upper surface uniformly glaucous and both wings broadly bordered with fuscous beneath. The female is very like that of the above-mentioned species, but the ground colour is ochreous beneath. The broad dark border of the wings in the male beneath separates it from both *E. godarti* and *E. aurimna*, Bois. In the Hewitson collection *E. eurydice* is confused with *E. fastidiosa*.

EMESIS NEEMIAS. (Plate XXI, figs. 8, ♂; 9, ♀.)

Emesis neemias, Hew., Exot. Butt. v. Emesis, ff. 3, 4 (♂).

♂. Alis nigro-fuscis, lineolis variis transversis nigris (exterioribus angulatis), viridi-cæruleo limbatis, punctis in serie communi submarginali nigris; subtus ferrugineis, maculis irregularibus elongatis nigris.

♀. Supra pallide fuscis, aliter mari similis, subtus albescentibus lineis transversis paginæ superioris rufescentibus et in costa, apicem versus, squamis paucis metallacis notatis.

Hab. BOLIVIA, Yungas (*Garlepp*); BRAZIL, Chapada (*H. H. Smith*); PARAGUAY (*Coll. Crowley, in Mus. Brit.*).

Hewitson's figure of this insect was taken from a worn male from Brazil. I have now seen several good specimens of both sexes, and take this opportunity of re-describing the species. The metallic spots on the upper-side are very similar to those of *Symmachia fatima* (Cram.). My collection contains three males, two of which were received from Dr. Staudinger.

SYMMACHIA PROGNE, sp. n. (Plate XXI, fig. 10, ♂.)

♂. Alis fuscis ferrugineo tinctis, undique nigro irregulariter lineolatis, anticis ad marginem externum punctis nigris in serie notatis, fascia communi ultra cellulam anticarum fere ad marginem internum posticarum extendente ochracea vix cæruleo lavata; subtus rufo ferrugineis, lineis nigris sicut supra, margine interno fusco.

Hab. BOLIVIA, Yungas (*Garlepp*); E. PERU, Pozuzo (*Pearce*).

This species is about the same size as *S. emesina*, Staud., from the Upper Amazons, but may at once be distinguished by the absence of the ferruginous apical patch on the primaries and the ochraceous band crossing both wings, which in certain lights is shot with blue. I have also seen a specimen of *S. progne*, from Chanchamayo, in Dr. Staudinger's collection. It is very like *S. temesa*, Hew., from Ecuador, but is differently coloured above and beneath. Four males.

SYMMACHIA HIPPODICE, sp. n. (Plate XXI, fig. 11, ♀.)

♀. Alis aurantiis, anticis costa et margine externo (ad apicem macula transversa excepta) late fuscis, margine interiore valde dentata; posticis margine externo late (linea angustissima submarginali excepta) fuscis, angulum analem versus maculis tribus obscuris

notatis; subtus ut supra, sed colore fusco minus extenso et in maculas fracto.

Hab. BRAZIL, Chapada (*H. H. Smith*).

The above description is taken from a single female specimen. It seems to be most nearly allied to *S. heterina*, Hew., from the Lower Amazons, of which also the female alone is known.

CARIA SMARAGDINA, sp. n. (Plate XXI, fig. 12, ♂.)

♂. Alis fuscis, lineis submarginalibus nigris, anticis linea transversa prope basin quoque nigra, anticis et posticis (marginibus externis et in anticis fascia lata basin versus exceptis) squamis viridibus nitentibus dense vestitis, linea communi angusta submarginali metallica; subtus griseo-fuscis, lineis variis undulatis nigris transeuntibus, anticis in costa tota maculis metallicis notatis; capite et corpore supra squamis viridibus indutis.

Hab. BOLIVIA, Coroico, 6,500 ft. (*Garlepp*).

Dr. Staudinger has sent me an example of this species as a small variety of *C. amazonica*, Bates, but it differs from that insect in having the upper surface almost entirely clothed with green scales, and both wings have a submarginal metallic line. *C. smaragdina* is also very much smaller, and is really more nearly allied to *C. chrysame*, Hewitson (? = *C. psittacus*, Hopff.). *C. trochilus* occurs in the same locality, but is a much larger insect and the green scales are more restricted.

CARIA MARSYAS, sp. n. (Plate XXI, figs. 13, ♂; 14, ♀.)

♂. Alis fuscis, lineis angustis interruptis transversis nigris, anticis ad basin, in area discali ad costam lata, et angulum analem versus anguste, squamis viridi-aureis vestitis; posticis squamis in dimidio basali ad angulum analem extendentibus coloris ejusdem, linea angustissima communi submarginali metallica, punctisque nigris, fulvo plus minusve circumcinctis, ultra eam; subtus pallide fuscis, lineis nigrescentibus irregularibus transversis, anticis litura elongata cellulam occupante coccinea, et maculis tribus aut quatuor notatis.

♀. Mari similis sed pallidiore et minus viridi squamata; subtus lineis transversis in maculas fractis.

Hab. BRAZIL, Chapada (*H. H. Smith*); PARAGUAY, Corrientes (*Perrens*).

This alone of the group of species including *C. argiope*, Godt., *C. amazonica*, Bates, and *C. lampcto*, G. and S., has

the red patch in the cell of the primaries beneath broken by several transverse metallic spots, a character common to the females of most of the allied species. The submarginal metallic line is very narrow. The series before me consists of ten males and one female. I also have three male specimens from Corumba, in Brazil, which perhaps represent another form; in these the red spot on the primaries beneath is dentate on the upper edge.

CHARIS ARCUATA, sp. n. (Plate XXII, figs. 1, ♂; 2, ♀.)

♂. Alis nigro-fuscis, fascia communi arcuata a costa anticarum ad marginem internum posticarum extendente rufo-aurantia, intus linea angusta argentea limbata, linea altera argentea submarginali; subtus ut supra sed fascia multo latiore, linea argentea absente sed macula in margine interno posita.

♀. Mari similis sed fascia latiore et in anticis magis arcuata; subtus sicut supra.

Hab. COLOMBIA, Bogota.

This is a northern form of *C. arcuata*, Hew., differing from it in the more arcuate fascia, which is specially noticeable in the female. I have one pair only.

CHARIS DUKINFELDIA. (Plate XXII, fig. 3.)

Charis dukinfeldia, Schaus, Proc. U. S. Nat. Mus. xxiv, p. 401 (1902).

A figure of this species is given from the specimen from Parana, presented by Mr. Schaus to the British Museum.

MONETHE MOLIONE, sp. n. (Plate XXII, fig. 4, ♂.)

♂. Alis ochraceis, anticis costa, apice late, et margine externo nigris, macula elongata transversa angulum apicalem versus quoque ochracea; posticis margine externo nigro; subtus ut supra, sed posticis costa, linea angusta breve basali et altera margini interno subparalleli, nigris; corpore supra ochraceo, nigro lineato; pedibus nigris.

Hab. E. PERU, Pebas (*Hahnel, ex Standinger*).

A very fine species, differing from *M. albertus*, Feld., and its allies in the large extent of the ochreous colour on both wings. The antennæ are long and very gradually thickened towards the apex, so that there is no distinct club. One specimen.

CRICOSOMA ASCLEPIA. (Plate XXII, fig. 5, ♂.)

Symmachia asclepia, Hew., Equat. Lep. p. 51; Exot. Butt. v. Erycinidæ, f. 9.

♂. Alis late aurantiis, costa anticarum et marginibus externis maculis variis nigrescentibus, iis in costa transversis et in cellulam extendentibus; subtus fere sicut supra sed costa anticarum et marginibus externis pallidioribus, maculis nigrescentibus ad basin extendentibus.

Hab. ECUADOR, Curarai; E. PERU, Sarayacu (*Buckley*).

Hewitson's type of this insect is in a very worn condition, and it is scarcely re-cognizable from his figure. I therefore take the opportunity of re-describing the species from a better specimen in my own collection. *C. asclepia*, Hew., is a close ally of *C. rypete*, Hew.; the type of the former is from Curarai.

CRICOSOMA IRRORATUM, sp. n. (Plate XXII, fig. 6, ♂.)

♂. Alis pallide fuscis, squamis sparse et maculis parvis obscuris dense vestitis, iis ad margines externos flavo circumeinctis; subtus flavis, maculis obscuris sicut in pagina superiore.

Hab. BRITISH GUIANA, Carimang River (*Whitely*).

In general colour this species somewhat resembles *C. calligraphum*, Hew., but it has less pointed wings, and it is possible that the insect is not rightly placed in the genus *Cricosoma*.

MESENE IASIS, sp. n. (Plate XXII, fig. 7, ♂.)

♂. Alis nigris cyaneo tinctis, fascia lata infra et ultra cellulam anticarum fere ad medium marginis interni posticarum extensa coccinea; subtus nigris late cyaneo lavatis, anticis macula elongata in margine interno ochracea.

Hab. E. PERU, Sarayacu (*Buckley*).

A single male, closely resembling *M. sagaris*, Cram., but larger and blacker, and showing a brilliant blue lustre both above and beneath. The common band on the upper-side is red, instead of being orange. The body appears to want the ochreous band so conspicuous in the male of *M. sagaris*.

MESENE EANES, sp. n. (Plate XXII, fig. 8, ♂.)

♂. Alis nigris, anticis litura magna subtriangulari basali a cellula ad marginem internum extendente, posticis altera discali oblonga, coccineis; subtus pallide fuscis basin versus ochrascentibus, maculis

parvis obscuris et griseis dense notatis; corpore supra nigro, coccineo late cincto.

Hab. LOWER AMAZONS, Santarem (*H. H. Smith*).

Closely allied to *M. debilis*, Bates, from the Tapajos, but differently shaped, and with the patches on the upper-side of both wings red. One specimen.

LASAIA MERITA, sp. n. (Plate XXII, fig. 9, ♂.)

♂. Alis glauco-viridibus, anticis lineis angustis transversis in area costali, fasciis duabus submarginalibus exterioribus ad costam latioribus, et margine externo anguste, nigris; posticis punctis in serie submarginali et margine exteriori anguste quoque nigris; subtus griseis, maculis marginem externum versus sicut supra, anticis dimidio basali pallide fuscis lineis transversis obscure notatis, posticis dimidio basali lineis obscuris reticulatis; ciliis nigris et albis.

Hab. BOLIVIA, Coroico, 6,500 ft. (*Garlepp*), Chairó (*Buckley*).

This is a form of the very variable and widely distributed *L. meris*, Cram., but the wings are less spotted, both above and beneath, the basal half of the under-side is more reticulate, and the distal portion (the apical angle of the primaries excepted) is principally grey. Three specimens, two of which were sent me under the MS. name of *L. merita* by Dr. Staudinger.

LASAIA OILEUS, sp. n. (Plate XXII, figs. 10, ♂; 11, ♀.)

♂. Alis pallide fuscis, punctis obscuris dense notatis, marginibus externis (præsertim in posticis) argenteo-cæruleo irregulariter notatis, anticis punctis duobus in costam ultra cellulam albis; subtus fuscis, griseo et albo dense variegatis; ciliis alterne fuscis et albis; antennis albo annulatis.

♀. Mari similis, sed brunnescentiore, magis maculato et colore metallico fere obsoleto; subtus alis brunneis albo variegatis.

Hab. PARAGUAY (*Perrens*).

The above description is taken from two males and one female from Paraguay, and I have another male labelled Cayenne, but this locality is probably incorrect. *L. oilus* seems to agree sufficiently well with *L. meris*, Cram., to be included in the same genus, though it is much smaller than any of the other described species. It is also somewhat like *Calydna cuthria*, Doubl. (= *C. micra*, Bates), from the Amazons.

LEMONIAS ANNULIFERA, sp. n. (Plate XXII, fig. 12, ♂.)

♂. Alis fuscis, anticis annulis tribus in cellula et duabus infra eas cæruleo-albis; posticis maculis obscurioribus tribus, una in costa, duabus in cellula, margine externo late albo; subtus ut supra sed pallidioribus, anticis annulis quinque et posticis annulis sex rufo-brunneis cæruleo circumcinctis.

Hab. BRITISH GUIANA, Quonga (*Whitely*).

This species is a close ally of *L. leucocyanæ*, Hübn., but may easily be distinguished by the annulated base of the wings.

LEMONIAS MEON, sp. n. (Plate XXII, fig. 13, ♂.)

♂. Alis rufo-fulvis, lineis brevibus dispersis transversis, punctis marginalibus in serie fere obsoleta, nigris, anticis (nisi margine interno) brunneo lavato, fascia indistincta submarginali obscuriore; subtus cinereis, marginibus externis late obscurioribus, maculis transversis nigris sicut in pagina superiore, maculis indistinctis in serie submarginali cinereis, in posticis nigro pupillatis; ciliis anticarum albo maculatis; corpore supra rufo-fulvo.

Hab. W. COLOMBIA, San Pablo, Rio San Juan (*ex Staudinger*).

A single example. Nearly allied to *L. galena*, Bates, from the Amazons, but differing in having the fore-wings, except along the inner margin, much darker; the narrow whitish marginal line is absent. Beneath, the primaries are cinereous, instead of ferruginous, and the black submarginal spots on the hind-wings are less conspicuous and farther from the margin.

L. idmon, S. and G., from Chiriqui, is also very similar, but has the ground colour of the fore-wings of a uniform tint, as in *L. galena*.

LEMONIAS MEONOIDES, sp. n. (Plate XXII, fig. 14, ♂.)

♂. *L. meoni* similis, sed maculis discalibus posticarum rotundatis et punctis submarginalibus magis obviis; subtus pallidioribus.

Hab. BRITISH GUIANA, Bergen-Daal (*Ellacombe*).

A single specimen, differing from *L. meon* as above described.

LEMONIAS ELPINICE, sp. n. (Plate XXIII, fig. 1, ♂.)

♂. Alis fuscis, anticis lineis angustissimis transversis cærulescentibus, posticis dimidio distali aurantiis; subtus anticis palli-

dioribus, dimidio basali lineis irregularibus transversis cærulescentibus, dimidio distali colore eodem variegato, margine externo punctis nigrescentibus; posticis albis, costa late cærulescente, lineolis et punctis fuscis notatis; ciliis aurantiis.

Hab. COLOMBIA, Fusagusuga (*Chapman*).

On the upper-side the secondaries of this species are broadly marked with orange as in *L. florus*, Staud., also from Colombia; but on the under-side the general colour resembles that of *L. leucoeyana*, Hübn., *L. violacea*, Butl., and others. One specimen.

LEMONIAS MARTIA, sp. n. (Plate XXIII, fig. 2, ♂.)

♂. Alis anticis cæruleo-violaceis, ad basin et in margine interno brunneo-ferrugineis, dimidio basali nigro maculato, costa, margine externo et fascia interrupta submarginali quoque nigris; posticis brunneo-ferrugineis, dimidio basali lineolis transversis et margine externo nigris, fascia lata curvata ab angulum analem fere ad apicem extendente rufo-aurantia; subtus pallide griseo-cæruleis, marginibus externis late fusco suffusis, bitriente basali lineolis transversis nigris, anticis maculis in serie submarginali (iis ad apicem et ad angulum analem magis distinctis) nigrescentibus, posticis maculis elongatis submarginalibus nigris cæruleo circumcinctis; ciliis anticarum nigris et albis.

Hab. COLOMBIA, San Pablo, Rio San Juan (*ex Staudinger*).

Very like *L. florus*, Staud., but much larger, being of the same size as *L. staudingeri*. The hind-wings have the orange band of a richer colour and narrower, the ferruginous marking on the primaries extends well into the cell, and the submarginal band of these wings is broader towards the apex. It is somewhat remarkable that these three insects all inhabit the same very humid district on the Pacific slope. One specimen.

LEMONIAS STAUDINGERI, sp. n.

Lemonias sudias, Staud., Exot. Schmett, p. 259, t. 92 (♂) (*nec Hew.*).

♂. Alis cæruleo-violaceis, anticis maculis transversis in dimidio basali, costa, apice et fascia submarginali, posticis area costali maculis quinque transeuntibus, nigris; subtus pallide fuscis, dimidio basali nigro maculatis, posticis griseo lavatis, fascia irregulari submarginali obscuriore, maculis elongatis ultra eam nigris.

Hab. COLOMBIA, San Pablo, Rio San Juan (*ex Staudinger*).

The insect figured by Dr. Staudinger as *L. sudias*, Hew., of which he sent me an example, was wrongly identified and requires a new name. Hewitson's species is common in the low country of Central America, extending from southern Mexico to the republic of Honduras, the male being very different from that of the Colombian insect. *L. standingeri* is considerably larger than *L. sudias*, the ground colour of the upper surface of the male is entirely violaceous, and the orange border of the secondaries is absent.

LEMONIAS PIRENE, sp. n. (Plate XXIII, fig. 3, ♂.)

♂. Alis anticis nigro-fuscis, litura transversa magna ultra cellulam et linea submarginali cæruleis, area marginis interni late aurantia, maculis transversis nigris notata; posticis aurantiis nigro limbatis, ad apicem (et interdum in area discali) nigro punctatis; subtus griseo-cæruleis nigro maculatis, punctis elongatis in serie submarginali griseo circumcinctis; ciliis nigris et albis.

Hab. ECUADOR, Rio Napo (*Whitely*).

This is a form of *L. rhesa*, Hew., from the Amazons, but differs from it in the less extension of the orange colour of the primaries and the much larger blue patch beyond the cell. On the upper-side it is not unlike *Charis amalfreda*, Staud., from Pebas, which, however, is a much smaller insect. Two specimens.

LEMONIAS NOMIA, sp. n.

Lemonias thara, Hew., var., Exot. Butt. v. *Lemonias*, t. 5, ff. 41, 42 (♂, ♀).

Hab. GUIANA, Aunai, Essequibo River (*Whitely*), Cayenne (*mus. G. & S.*).

The Guiana form of the Amazonian *L. thara*, Hew. (= *L. melia*, Bates), requires a separate name. Hewitson described it as a variety, but a comparison of his figures of the male of each shows that they should be treated as distinct. *L. nomia* may be readily distinguished from *L. thara* by the fulvous colour of the upper-side, and also by having an additional band of elongate black spots crossing the wings beyond the cell.

LEMONIAS FANNIA, sp. n. (Plate XXIII, fig. 4, ♂.)

♂. Alis nigro-fuscis, anticis ad angulum analem anguste cæruleis, posticis dimidio distali pallide cæruleis maculas duo nigro-fuscas ad apicem includente; subtus pallidioribus, lineis obscurioribus, transversis communibus ad basin frequenter interruptis; posticis maculis obscuris in serie submarginali ad apicem et ad angulum analem majoribus.

Hab. BRITISH GUIANA, Aunai, Essequibo River (*Whitely*).

A single rather worn specimen is all I have seen of this species. It appears to be very distinct from any known member of the genus, and is perhaps most nearly allied to *L. florus*, Stand., and *L. lathenes*, Hew.

LEMONIAS (?) AXENUS. (Plate XXIII, fig. 5, ♀.)

Lemonias axenus, Hew., Exot. Butt. v. *Lemonias*, etc., f. 7 (♂).

The male only of this species was described and figured by Hewitson, and no locality was given. I have two males of it from Chapada, Matto Grosso, and two females from Estancia La Gama, Venado Tuerto, in the province of Santa Fé, La Plata; these latter, one of which is here figured, differ in having all the markings of the upper-side straw colour. It probably does not belong to the genus *Lemonias*. *Bæotis bifasciata*, Mengel, from Paraguay,* is no doubt a nearly allied form, but has fewer spots on the outer margin.

APODEMIA GLAPHYRA.

Anatole glaphyra, Doubl. and Hew., Gen. Diurn. Lep. ii, t. 71, f. 3.

Anatole modesta, Mengel, Ent. News, 1902, p. 176, t. 8, ff. 12.

There does not appear to be any reason for separating the Paraguayan insect described and figured by Mr. Mengel from *A. glaphyra*, Doubl. and Hew. Possibly the American author was not acquainted with the figure of the latter.

* "Ent. News," 1902, p. 177, t. 8, f. 4.

APODEMIA MULTIPLAGA. (Plate XXIII, fig. 6.)

Apodemia multiplaga, Schaus, Proc. U. S. Nat. Mus. xxiv, p. 404 (1902).

The specimen figured is from Rinconada, Mexico, given by Mr. Schaus to the British Museum.

NYMPHIDIUM GRANDE, sp. n. (Plate XXIII, fig. 7, ♀.)

♀. Alis fuscis, fascia latissima a cellula finem anticarum ad medium marginis interni posticarum extendente albida, linea communi ferruginea submarginali exteriori, anticis macula elongata costali venis divisa apicem versus, aliisque minoribus plus minusve, lunulatis in serie angulum analem posticarum extendentibus, serie altera margini exteriori propiore (in anticis fere obsoleta), albidis; subtus pallidioribus maculis omnibus albidis majoribus; ciliis posticarum albis et nigris.

Hab. COLOMBIA (*Wheeler*).

This fine species is even larger than *N. nycteus*, G. and S., from Chiriqui, but in colour it approaches the female of *N. mycone*, Hew. It is probable that the male is without the broad median band. A single specimen.

ARICORIS PLAGIARIA. (Plate XXIII, fig. 8, ♀.)

Aricoris plagiaria, Grose-Smith, Rhop. Exot. iii, Erycinidæ, p. 4, t. 1, ff. 12, 13 (♂).

♀. Alis nigro-fuscis, anticis fascia a costæ medio fere ad angulum analem extensa sordide alba, anticis ad basin late posticisque (nisi in area costali et margine externo) cæruleo lavatis, posticis ad marginem externum venis, et lineis inter venas, obscuris notatis; subtus pallide fuscis, anticis fascia sicut supra, area cellulari indistincte nigro maculata, posticis grisescentioribus maculis variis nigris, ad margines elongatis, anticis ad basin et posticis in area basali ochraceo notatis.

Hab. E. PERU, Sarayacu (*Buckley*, ♂, ♀); AMAZONS, Santa Rosa (*Stuart*, ♂).

Mr. Grose-Smith described this species from two males supposed to be from Buckley's collection. We have both sexes from Sarayacu, and the female, which we now take the opportunity of figuring, approaches the same sex of *A. serica*, Westw., but is considerably larger, the fascia, too, on the primaries is whitish and more oblique, and the under-surface is spotted.

ARICORIS HIPPOCRATE, sp. n. (Plate XXIII, fig. 9, ♀.)

♀. Alis nigrescentibus, anticis fascia obliqua a costæ medio fere ad angulum analem extensa sordide alba; subtus sicut supra, sed posticis margine externo angulum analem versus obsolete albis; ciliis posticarum albo-notatis.

Hab. ECUADOR, Rio Napo (*Whitely*).

The above description is taken from a single female much resembling that sex of *A. lagus*, Cram.; but it is blacker, the band on the primaries is whitish, and the secondaries are without definite white spots on the outer margin beneath; the cilia of the hind-wings, too, are spotted with white. *A. hippocrate* is not unlike the female of *A. phædon*, but the band of the fore-wings is whitish instead of orange, and the secondaries are differently marked on the under-side.

ARICORIS PLEDON, sp. n.

♂. Alis nigrescentibus læte purpureo tinctis; subtus nitente fuscis, inter venas ad basin et ad margines externos pallide ochraceis.

♀. Alis nigrescentibus, anticis fascia lata obliqua apicem versus ochracea; subtus fere ut supra sed posticis ad marginem externum albescentibus.

Hab. ECUADOR, Rio Napo (*Whitely*).

A close ally of *A. velutina*, Butl., from the Upper Amazons, but smaller, the male with less elongate wings, and the lustre of the upper-side is purple instead of blue, as in *A. velutina*, and extends over the whole surface. Five specimens.

ARICORIS MAIA, sp. n. (Plate XXIII, fig. 10, ♂.)

♂. Alis nigro-fuscis, anticis squamis sparsis cæruleis inter venas maculas formantibus, ea angulum analem versus elongata; posticis (nisi area costali et venis omnibus) cæruleis; subtus fuscis, ad angulum analem anticarum et posticarum cæruleo indistincte maculatis.

Hab. W. COLOMBIA, San Pablo, Rio San Juan (*ex Staudinger*).

Very near *Aricoris alemæon*, Hew., from Ecuador, but differs in having the blue scales on the primaries forming scattered elongate spots towards the outer, instead of occupying a broad space along the inner, margin. Three specimens.

ARICORIS HELICE, sp. n.

Aricoris cruentata, Staud., Exot. Schmett., p. 264, t. 93
(♀ nec ♂.)

The insect figured by Staudinger as the female of *A. cruentata*, Butl., was wrongly identified, and a new name is required for it. I have both sexes of *A. cruentata*, from Ega, where the types of the latter were obtained. Of *A. helice* I received two females from the Amazons, from Staudinger. It appears to be allied to *A. heliodora*, Staud.

ARICORIS (?) TERIAS, sp. n. (Plate XXIII, fig. 11, ♀.)

♀. Alis ochraceis, anticis apice et margine externo (intus valde sinuato, maculam elongatam includente) fuscis, posticis fusco limbatis; subtus anticis ochraceis costa et margine externo fuscescentibus et albo lineatis, posticis fuscis albo striatis.

Hab. PARAGUAY.

Of this extraordinary insect, which is very like a *Terias* on the upper-side, I possess a single female only. It is unfortunately imperfect, the legs and part of the antennæ being wanting, and its generic position in the absence of the male is doubtful. On the under-side it somewhat resembles the female of *A. cepha*, Feld., except that it is much more strongly streaked with white.

EXPLANATION OF PLATES XX—XXIII.

PLATE XX.

- FIG. 1. *Mesosemia phuce*, ♂.
 2. ,, *thera*, ♂.
 3. ,, *orbona*, ♂.
 4. *Cremna malis*, ♂.
 5. *Hyphilaria orsedice*, ♀.
 6. *Eurygona licinia*, ♀.
 7. ,, *authe*, ♂.
 8. ,, *rhodogyne*, ♂.
 9. ,, ,, ♀.
 10. ,, *tariata*, ♂.
 11. ,, *fabia*, ♂.
 12. *Mesenopsis pulchella*, ♀.
 13. *Chamælinnus pansa*, ♂.
 14. ,, *joviana*, ♂.
-

PLATE XXI.





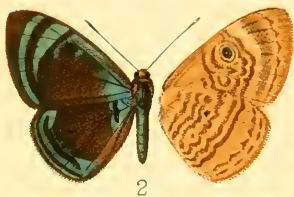
- FIG. 1. *Siseme pedias*, ♂.
 2. *Riodina (?) theodora*, ♂.
 3. ,, ,, ♀.
 4. ,, (?) *albofasciata*, ♂.
 5. *Anteros curus*, ♂.
 6. *Emesis eurydice*, ♂.
 7. ,, ,, ♀.
 8. ,, *neemius*, ♂.
 9. ,, ,, ♀.
 10. *Symmachia progne*, ♂.
 11. ,, *hippodice*, ♀.
 12. *Caria smaragdina*, ♂.
 13. ,, *marsyas*, ♂.
 14. ,, ,, ♀.

PLATE XXII.

- FIG. 1. *Charis arcuata*, ♂.
2. " " ♀.
3. " *dukinfieldia*.
4. *Monethe molione*, ♂.
5. *Cricosoma asclepia*, ♂.
6. " *irroratum*, ♂.
7. *Mesene iasis*, ♂.
8. " *canes*, ♂.
9. *Lasaia merita*, ♂.
10. " *oilcus*, ♂.
11. " " ♀.
12. *Lemonias annulifera*, ♂.
13. " *maon*, ♂.
14. " *maonoides*, ♂.

PLATE XXIII.

- FIG. 1. *Lemonias clpinice*, ♂.
2. " *martia*, ♂.
3. " *pirene*, ♂.
4. " *fannia*, ♂.
5. " *axenus*, ♀.
6. *Apodemia multiplaga*.
7. *Nymphidium grande*, ♀.
8. *Aricoris plagiatia*, ♀.
9. " *hippocrate*, ♀.
10. " *maia*, ♂.
11. " (?) *terias*, ♀.



Horace Knight ad nat. lith

Wm. S. Newberry, Denver

Central and South American Erycinidæ



Illustrated by J. G. Rehn

West, New York, U.S.A.

Central and South American Erycinidae.




1



3



5



2



6



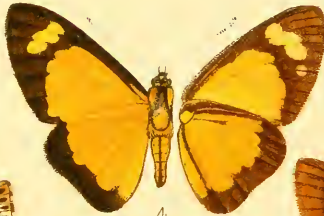
7



10



8




4



11



12



9



13



14

(Grace Knight, ed. nat. lit.)

West, Newman, 1892

Central and South American Erycinidæ.



Horace Knight, sc. nat. lith.

W. G. Newman, chrom.

Central and South American Erycinidae